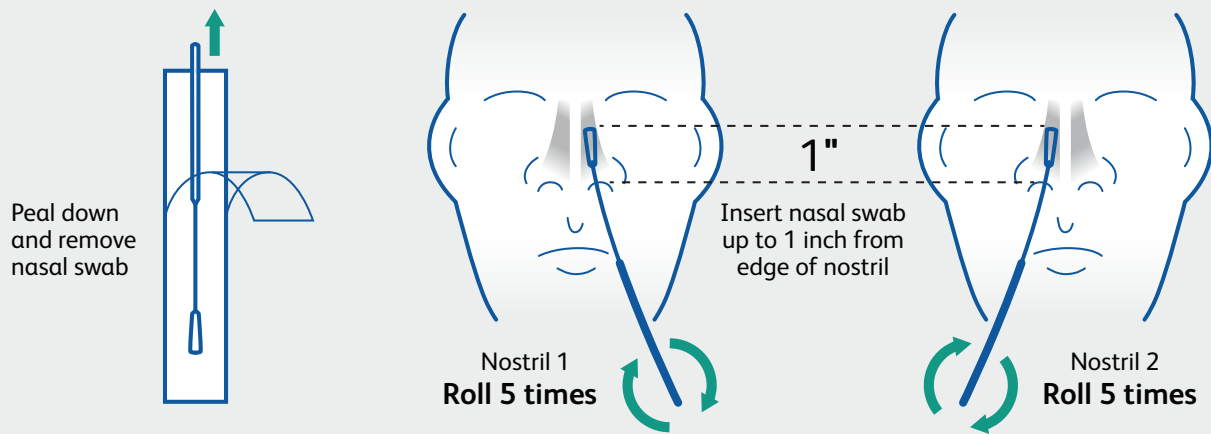


# BD Veritor™ Plus System

Rapid point-of-care testing

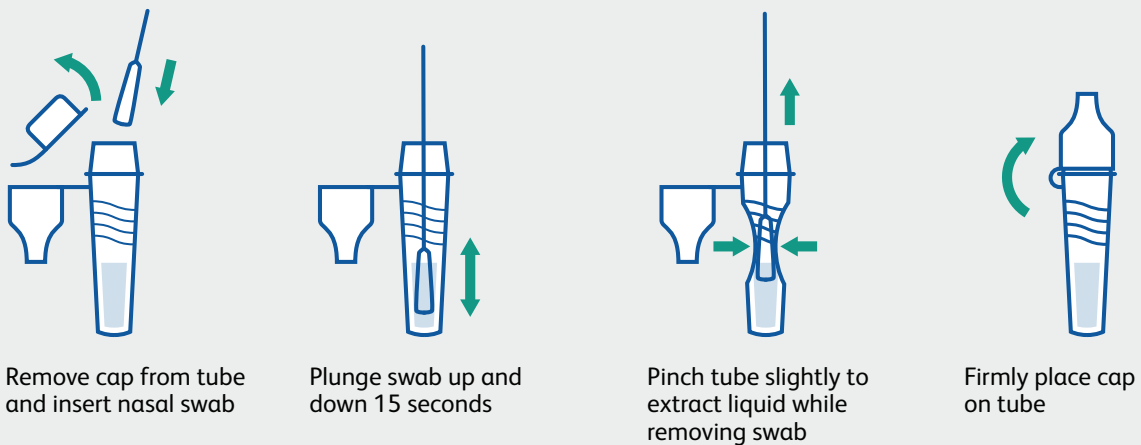
1

## Sample collection



2

## Sample preparation



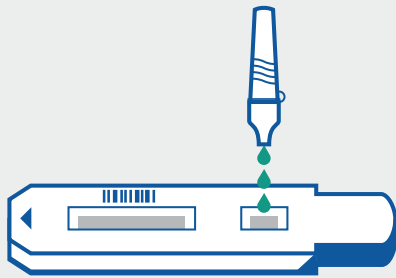
Continued on back



# 3

## Sample testing

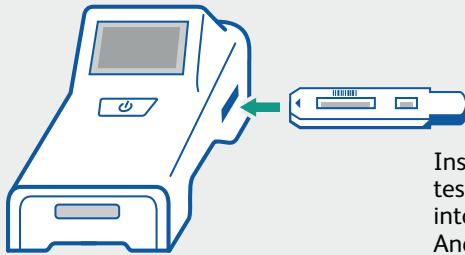
### Analyze Now mode



Add 3 drops to the test strip sample well

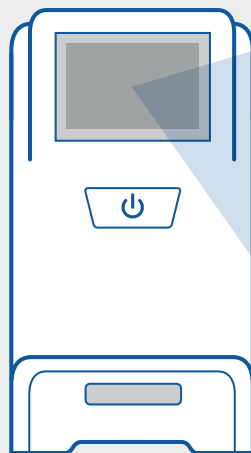


Wait 15 minutes and then press the power button



Insert the test strip into the Analyzer

### View results



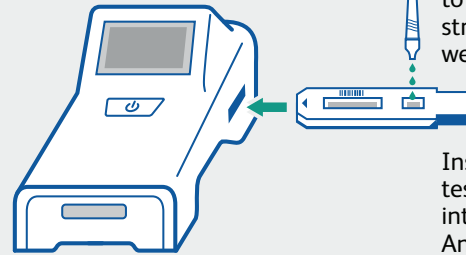
### Walk Away mode



Press the power button. When prompted, double click for Walk Away mode.



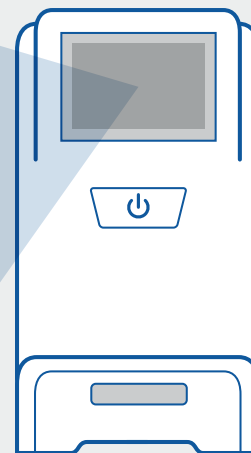
A 3 minute countdown will display



Add 3 drops to the test strip sample well

Insert the test strip into the Analyzer

### View results



CoV2 -  
(Negative)  
or  
CoV2 +  
(Positive)  
or  
Invalid

### Dos and don'ts of sample collection

- Do collect sample as soon as possible after onset of symptoms.
- Do test sample immediately.
- Use only swabs provided with the kit.
- Refer to: Interim Guidelines for Collecting, Handling and Testing Clinical Specimens from persons for COVID-19 at <https://www.cdc.gov/coronavirus/2019-ncov/lab/guidelines-clinical-specimens.html>

BD Veritor™ System for Rapid Detection of SARS-CoV-2 Instructions for Use, package insert. Franklin Lakes, NJ: Becton, Dickinson and Company.

This test has not been FDA cleared or approved;

This test has been authorized by FDA under an Emergency Use Authorization for use by authorized laboratories;

This test has been authorized only for the detection of proteins from SARS-CoV-2, not for any other viruses or pathogens; and,

This test is only authorized for the duration of the declaration that circumstances exist justifying the authorization of emergency use of in vitro diagnostics for detection and/or diagnosis of COVID-19 under Section 564(b)(1) of the Act, 21 U.S.C. § 360bbb-3(b)(1), unless the authorization is terminated or revoked sooner.

581-US-0820

